


My Summer Reading Packet

to get ready for 1st grade!




Name: _____

10 Tips for Summer Reading

1. **Set goals and make a plan** using the Summer Reading Plan, Reading Lists, Bucket List, and Book Tracker found in this packet. Celebrate milestones along the way. For example, 5 days of reading in a row could be rewarded with extra time earned at the playground or park! Build reading into your daily routine.
2. **Remember that reading doesn't only have to be from books!** Invite your child to read simple recipes, directions to a game, signs in town, etc. or even search for sight words in a menu or travel brochure.
3. **Take it outside!** Read under a tree, by the pool, at the beach, or at the park. Check out the Summer Reading Bucket List for more ideas.
4. **Keep reading favorite books.** Reading books that are a little easy (or are memorized) helps to build your child's confidence and fluency. Rhyming books or books with a pattern/repetitive text are great, too!
5. **Continue to read to your child.** Young readers still benefit from hearing a fluent reader read aloud. It also gives you a great opportunity to discuss what you've read.
6. **Visit the library or search for Little Free Libraries** in your neighborhood to keep finding new and interesting books.
7. **Read during down times.** Get in a few minutes of reading during wait times (at the doctor's office, during pick-up/drop-off at camp or other activities, while waiting for food at a restaurant) or during transitions (before/after meals, rainy days, before/after an outing or activity).
8. **Discuss what you're reading!** Use the Reading Discussion Questions in this packet for ideas. Encourage your child to share their thoughts after reading independently or while reading together.
9. **Reinforce phonics skills.** Invite your child to tap out sounds they see in a word, search for short and long vowel sounds and digraphs (ch, sh, th, wh), and stretch out the sounds they hear when writing a word.
10. **Try to get in a little writing practice.** Give your child an opportunity to write postcards, shopping lists, messages, thank you notes, journal entries, plans for a vacation, or book reviews.

Book Suggestions for Rising 1st Graders



Early & Decodable Readers

These books can provide practice with independent reading or reading with a little support.

BOB Books

Developing Decoders

The Yak Pack

Scholastic Laugh-a-Lot Phonics

Elephant and Piggie and *The Pigeon* series by Mo Willems

I Can Read! My First Shared Reading series

National Geographic, Level I Co-readers

Penguin Young Readers, Level I series

Scholastic First Little Readers

Scholastic Guided Science Readers

Step Into Reading, Level I series

Time for Kids Nonfiction Readers

Books with Repetitive, Predictable or Rhyming Text

These books are great for building fluency by reading again and again!

Are You My Mother? by P.D. Eastman

Brown Bear, Brown Bear, What Do You See? • *Polar Bear Polar Bear, What Do You Hear?* by Bill Martin

Click, Clack, Moo: Cows That Type by Doreen Cronin

David series by David Shannon

Dear Zoo by Rod Campbell

Diggersaurus by Michael Whaite

Green is a Chile Pepper • *Round is a Tortilla* by Roseanne Greenfield Thong

Have You Seen My Cat? • *The Grouch Ladybug* • *The Very Quiet Cricket* by Eric Carle

I Got the Rhythm by Connie Schofield-Morrison

If You Give a... series by Laura Numeroff

The Important Book by Margaret Wise Brown

Gator, Gator, Gator! • *One Day in the Eucalyptus, Eucalyptus Tree* by Daniel Bernstrom


The Pout Pout Fish by Deborah Diesen

Pete the Cat series by James Dean and Eric Litwin

A Squash and a Squeeze • *The Gruffalo* • *The Snail and the Whale* by Julia Donaldson

There Was an Old Lady... series by Lucille Colandro

Book Suggestions for Rising 1st Graders



Read Alouds

Young readers greatly benefit from hearing a text read aloud by a fluent reader. Here are a few you might enjoy together. Many of these books will also provide opportunities for some great discussions!

Be You! • The Dot • The Word Collector by Peter H. Reynolds
The Boy with Big, Big Feelings by Britney Winn Lee
The Camping Trip by Jennifer K. Mann
The Day the Crayons Quit • The Day the Crayons Came Home by Drew Daywalt
The Day You Begin by Jacqueline Woodson
Dragons Love Tacos • Dragons Love Tacos 2 by Adam Rubin
Giggle and Learn series by Kevin McCloskey
The Good Egg • The Bad Seed • The Cool Bean by Jory John and Pete Oswald
Hair Love by Matthew A. Cherry
I Want My Hat Back • This is Not My Hat • We Found a Hat by Jon Klassen
Jabari Jumps • Jabari Tries by Gaia Cornwall
Juna's Jar by Jane Bahk
Knuffle Bunny • Knuffle Bunny Free • Knuffle Bunny Too by Mo Willems
Last Stop on Market Street • Carmela Full of Wishes by Matt De La Peña
Little Dreamers/Little Heroes/Little Legends by Vashti Harrison
The Name Jar by Yangsook Choi
On the First Day of First Grade by Tish Rabe
The Proudest Blue by Ibtihaj Muhammad
Rain! by Linda Ashman
Ravi's Roar • Ruby Finds a Worry • Meesha Makes Friends by Tom Percival
Sun! • Earth! • Moon! by Stacy McAnulty
The Story of Ferdinand by Munro Leaf
There are No Bears in the Bakery • The Bear Ate Your Sandwich by Julia Sarcone-Roach
This Is How We Do It: One Day in the Lives of Seven Kids from Around the World by Matt Lamothe
Those Shoes by Maribeth Boelts
We are the Water Protectors by Carole Lindstrom
Wemberly Worried • Chrysanthemum • Owen • Sheila Rae, the Brave by Kevin Henkes
When Grandma Gives You a Lemon Tree • When Grandpa Gives You a Toolbox by Jamie L.B. Deenihan

Reading Discussion Questions

Before, during, and after reading either independently or together, ask your child a few of these questions to spark conversations and build reading comprehension.

Before Reading

- What do you think will happen in this story? How do you know?
- What's the title? What does it tell us?
- Where do you think this story will take place? *or* What's the setting of the story?
- Let's go on a picture walk - what do you notice in the pictures?
- What do you think this book will be about? What do you think we'll learn?
- What do you already know about this topic?
- What are you wondering?
- What questions do you have?

During Reading

- What do you think will happen next? What questions do you have?
- Who are the characters we've met so far? What are you thinking about the characters?
- What's the setting? Where is the story taking place?
- What does this story remind you of?
- What have we learned so far?
- Hmm....I'm wondering.... What are you wondering?
- Is this all making sense? Are there any parts we need to reread?
- Why do you think _____ did or said that? How do you think he/she feels?







After Reading

- Did you like the ending? Why/why not?
- What was the problem in the story? What was the solution?
- Why do you think the author wrote this book? What did he/she want us to learn?
- What new words did you learn?
- What was your favorite part? What was your least favorite part?
- What questions do you still have? What are you still wondering?
- What do you think was the most important part?
- Would you recommend this book to a friend? Why/why not?

My Summer Reading Bucket List

Name: _____

Each time you complete an activity, color in a bucket!




My Book Review

Name: _____

Title: _____

Author: _____


My Rating: 

I gave this book stars because...

My favorite part of the book was...

Here is a picture of my favorite part:

Sight Word Activities



Over the summer, students can continue to review kindergarten sight words and begin to preview 1st grade sight words. Recognizing these common words without “sounding them out” is an important skill for rising 1st graders. Use some of the suggested activities below to make sight word practice fun this summer!

<h2>BOO! Game</h2> <p>Write any of the sight words on index cards. On a few blank cards, write the word “BOO!” Put all the words in a bucket or bowl. Take turns choosing and reading a card. If a player pulls out a BOO! card, they put all their cards back in. When the cards run out, the player with the most cards wins.</p>	<h2>Memory</h2> <p>Make a double set of 10-15 sight words. Lay the cards out face down and take turns trying to find the matching pairs. Switch out the cards as needed.</p>
<h2>Go Fish</h2> <p>Play this classic game with sight words! Use a double set of cards, focusing on 10-15 words at a time. Switch out the cards as your child learns to read them automatically. Great for reviewing previously learned words!</p>	<h2>Word Hunt</h2> <p>Give your child a few words to “hunt” for in books, magazines, menus, travel brochures, game manuals, recipes, etc! Encourage your child to highlight the words or write them down on a piece of paper. This is a great way to practice reading sight words in context.</p>
<h2>Flashlight Words</h2> <p>Tape some sight word cards to the wall or ceiling. Turn off the lights and have your child use a flashlight to shine on the words and read them aloud.</p>	<h2>Word Building</h2> <p>Use alphabet stamps, magnetic letters, Alphabits cereal, etc. to spell sight words. You can give your child the word aloud or provide the word on an index card to spell. Invite your child to also spell the words aloud to help build memorization.</p>
<h2>Rainbow Words</h2> <p>Write 5 words in large letters on a blank piece of paper. Invite your child to choose 5 or more colors of crayons or colored pencils. Then, have your child trace over the words with each color to practice spelling the words again and again. You can also do this activity outside with sidewalk chalk.</p>	<h2>Multisensory Activities</h2> <ul style="list-style-type: none">• Pour craft sand in a tray and practice writing words in sand (or practice in a sandbox)• Spray shaving cream on a counter or other easy-to-clean surface and practice writing the words in the shaving cream• Form words using Play-Doh or pipe cleaners

Kindergarten Sight Words

Review these words over the summer for extra practice.

Pre-Primer & Primer Lists

a	all	am	and	are	at
ate	away	be	big	black	blue
brown	but	came	can	come	did
do	down	eat	find	for	four
funny	go	get	good	have	he
help	here	I	in	into	is
it	jump	like	little	look	make
me	must	my	new	no	not
now	on	one	our	out	play
please	pretty	ran	red	ride	run
said	saw	say	see	she	so
soon	that	the	there	they	this
three	to	too	two	under	up
want	was	we	well	went	what
where	white	who	will	with	yellow
you	yes				

1st Grade Sight Words

Preview these words to get ready for 1st grade!

after	again	an	any	as
ask	by	could	every	fly
from	give	going	had	has
her	him	his	how	just
know	let	live	may	of
old	once	open	over	put
round	some	stop	take	thank
them	then	think	walk	were
when				